



5/2- and 5/3-way Solenoid Valves for process pneumatics



- 16,5 mm width/station
- Compact design
- Block mounting
- Fast response times



Type 8640
Valve island

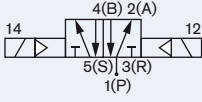
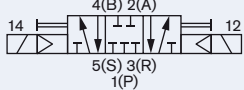
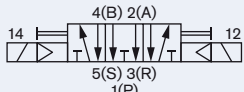


Type 8644
Valve island

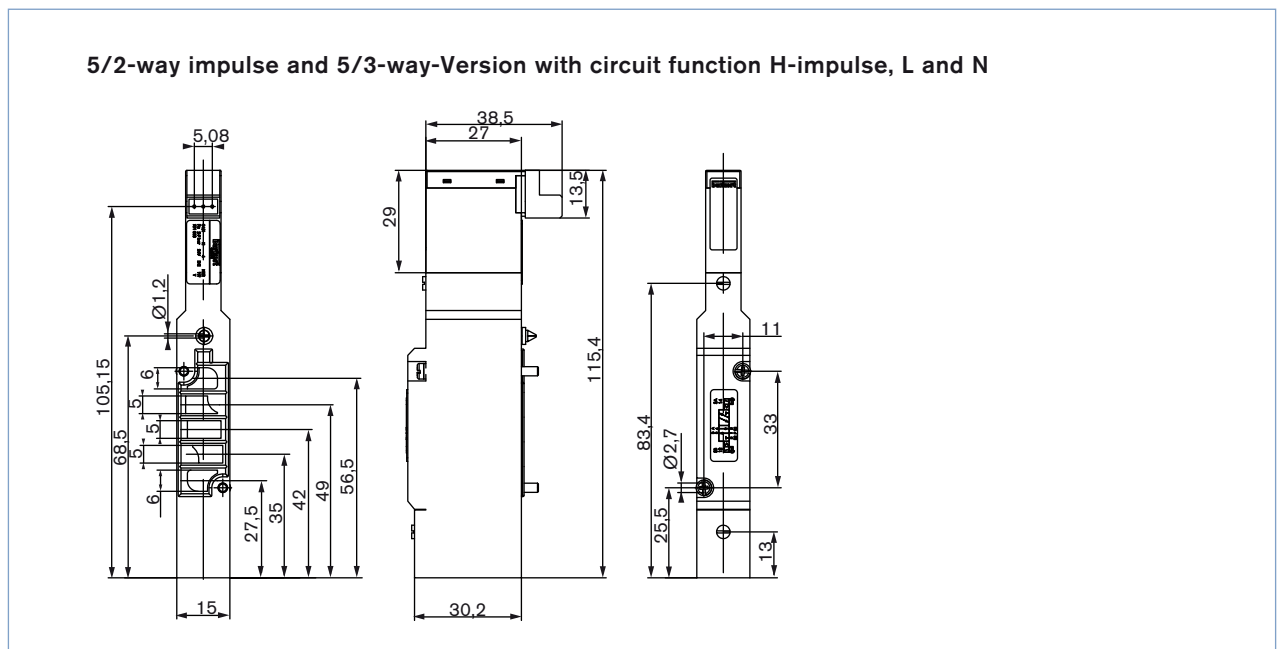
The solenoid valve Type 0461 consists of a servo controlled solenoid valve with a double coil and a pneumatic slide valve. The principle allows switching of high pressures together with low power consumption and fast response times. All valves are equipped with manual override as a standard.

| Technical data | |
|---|---|
| Body material | Aluminium |
| Seal material | NBR |
| Medium | lubricated and non lubricated dry compressed air; neutral gases (10µm filter recommended) |
| Port connections | Flange |
| Pneumatic module | MP12 |
| Supply port connection 1 (P), 3 (R), 5 (S) | G 3/8 NPT 3/8 |
| Service port 2 (A), 4 (B) | G 1/8 NPT 1/8 Push-in connection Ø 8 mm |
| Power supply | 24 V/DC |
| Electrical connection at the valve | Rectangular plug |
| Manual override | standard |
| Flow rate: QNn value air [l/min] | Measured at +20°C, 6 bar pressure at valve inlet and 1 bar pressure difference |
| Pressure values [bar] | Measured as overpressure to the atmospheric pressure |
| Response times [ms] | Measured according to ISO 12238 |

Ordering chart for valves

| Circuit function | Orifice [mm] | Q _{Nn} value air [l/min]: | Pressure range [bar] | Nominal power [W] | Response times | | Item no. |
|--|--------------|------------------------------------|----------------------|-------------------|----------------|--------------|----------|
| | | | | | OPENING [ms] | Closing [ms] | |
| <p>H</p>  <p>5/2-way valve, pilot-controlled, Impulse version</p> | 6 | 500 | 2,5-7,0 | 1 | 20 | 30 | 156 766 |
| <p>L</p>  <p>5/3-way-valve, pilot-controlled, in middle position all ports locked</p> | 6 | 500 | 2,5-7,0 | 1 | 15 | 50 | 156 767 |
| <p>N</p>  <p>5/3-way-valve, pilot-controlled, in middle position port 2 and 4 exhausted</p> | 6 | 500 | 2,5-7,0 | 1 | 15 | 50 | 156 768 |

Dimensions [mm]



To find your nearest Bürkert facility, click on the orange box →

www.burkert.com

In case of special application conditions, please consult for advice.

We reserve the right to make technical changes without notice.

1210/0_EU-en_00895229